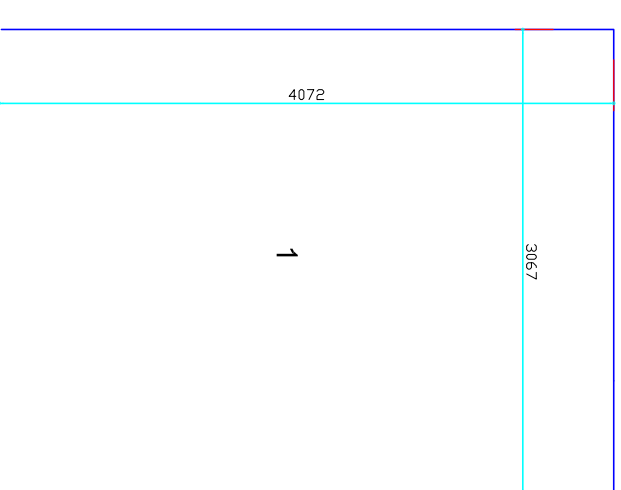
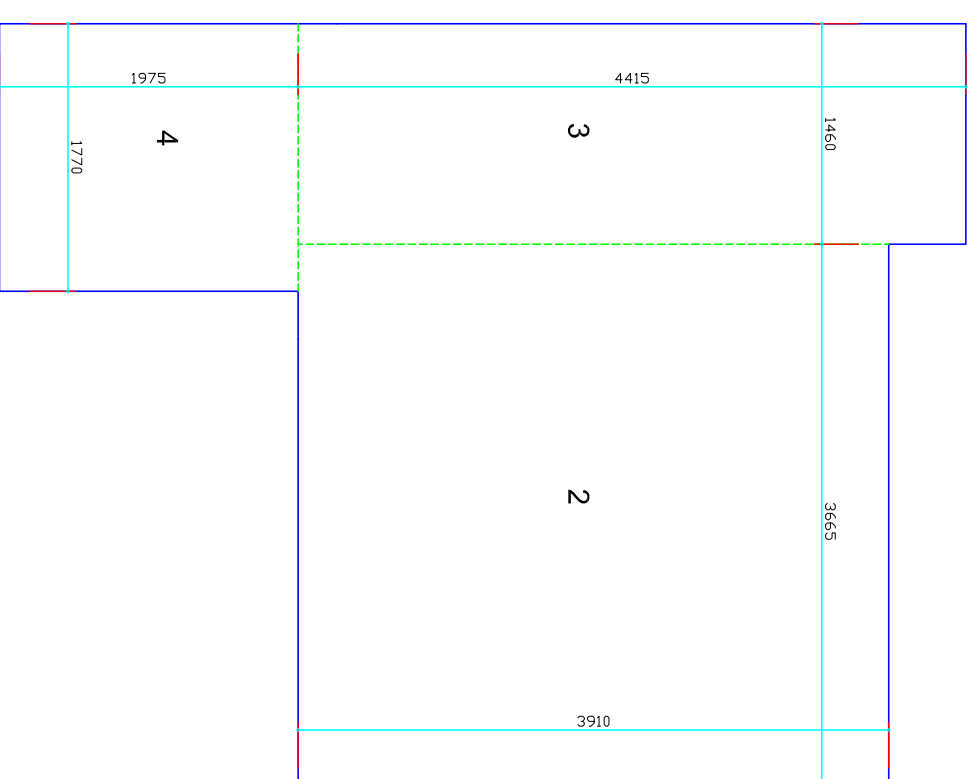
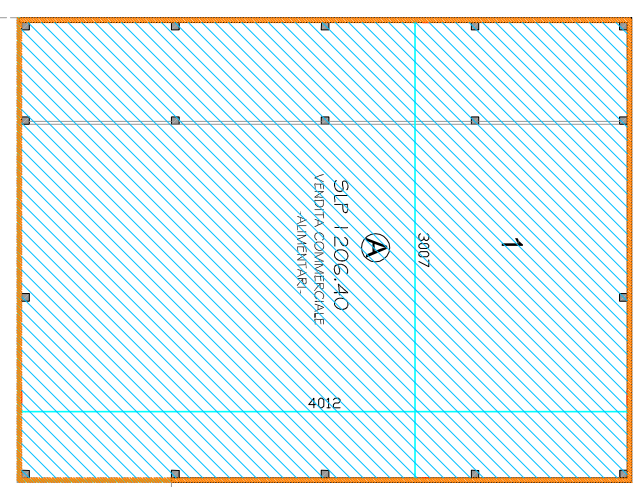
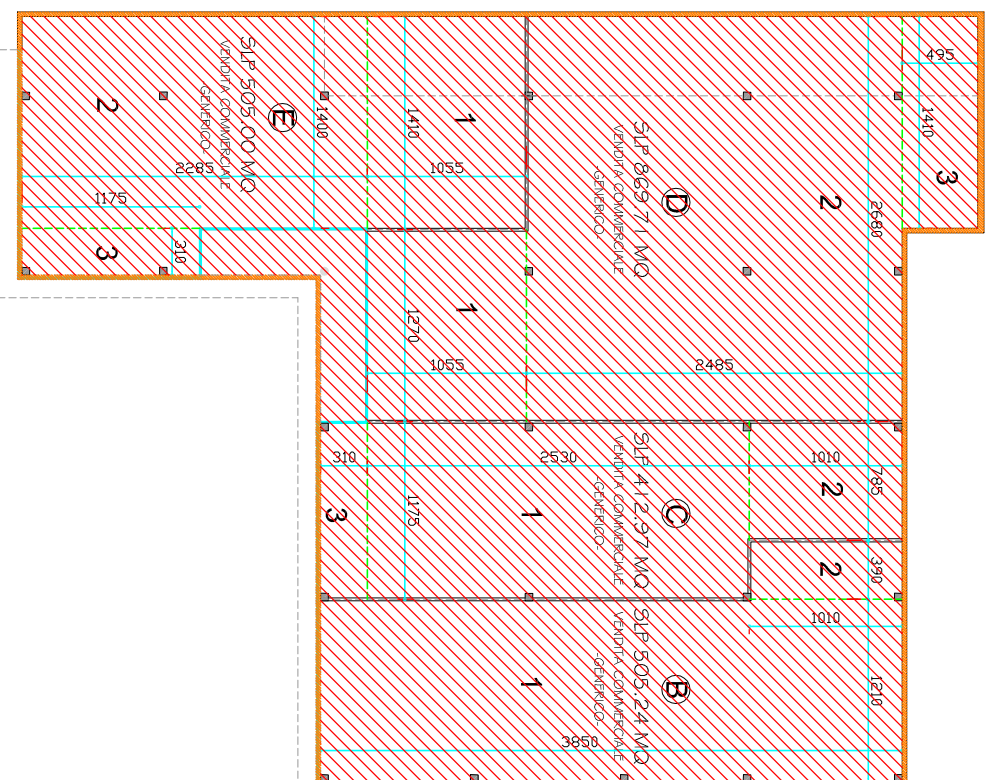


Spessore murario recuperato per maggiore colibentazione
(ai sensi della L.R. 28/12/2007 n° 33 Art.12)



s.l.p. commerciale alimentari						
A	1	30,07	x	40,12	=	1206,40
						1206,40 mq

s.l.p. commerciale generico						
D	1	10,55	x	12,70	=	133,98
	2	24,85	x	26,80	=	665,98
	3	4,95	x	14,10	=	69,75
						869,71 MQ

Sup. Coperta						
	1	30,67	x	40,72	=	1248,88
	2	39,10	x	36,65	=	1433,01
	3	14,60	x	44,15	=	644,59
	4	17,70	x	19,75	=	349,57
						3676,05 mq

s.l.p. commerciale generico						
B	1	38,50	x	12,10	=	465,85
	2	10,10	x	3,90	=	39,39
						505,24 mq

s.l.p. commerciale generico						
E	1	14,10	x	10,55	=	148,70
	2	22,85	x	14,00	=	319,90
	3	3,10	x	11,75	=	36,40
						505,00 MQ

s.l.p. commerciale generico						
C	1	25,30	x	11,75	=	297,28
	2	10,10	x	7,85	=	79,29
	3	3,10	x	11,75	=	36,40
						412,97 mq

TAV.5d
Calcolo S.l.p. e
Sup. Coperta
scala 1:500